



Home / Register

## Register

### Profile

Given Name \*

Family Name

Affiliation \*

Country \*

### Login

Email \*

Username \*

Password \*

Repeat password \*

Yes, I agree to have my data collected and stored according to the [privacy statement](#).

Yes, I would like to be notified of new publications and announcements.

Yes, I would like to be contacted with requests to review submissions to this journal.

Reviewing interests

Register

[Login](#)

Submit your paper

### Journal Menu

[Guide for Authors](#)

[Paper Template, Copyright, etc.](#)

[Aims and Scope](#)

[Publication Ethics](#)

[Conferences](#)

[Review Policy](#)

[Fee and Pay Link](#)

### Scopus Indexed

International Journal of  
GEOMATE



### Information

[For Readers](#)

[For Authors](#)

[For Librarians](#)



Home / Login

### Login

Username \*

Password \*

[Forgot your password?](#)

Keep me logged in

[Register](#)

[Login](#)

Submit your paper

#### Journal Menu

[Guide For Authors](#)

[Paper Template, Copyright, etc.](#)

[Aims and Scope](#)

[Publication Ethics](#)

[Conferences](#)

[Review Policy](#)

[Fee and Pay Link](#)

Scopus Indexed

## Submissions

My Queue (8)

Archives

Help

### My Assigned

Search

Filter

New Submission

520	test	Submission	View
515	[Redacted]	Copyediting	View
54	Review Assignment A test	Review Submitted	View
46	[Redacted]	Production	View
45	Review Assignment [Redacted]	Review Submitted	View
13	Review Assignment [Redacted] Response Due: 2021-11-29 Review Due: 2021-11-29 ⚠ Waiting for a response from the reviewer.		View
6	Review Assignment [Redacted] Response Due: 2021-11-29 Review Due: 2021-11-29 ⚠ Waiting for a response from the reviewer.		View
521	test2	Incomplete	View

## Submit an Article

1. Start   2. Upload Submission   3. Enter Metadata   4. Confirmation   5. Next Steps

### Section Policy

Section default policy

### Submission Requirements

You must read and acknowledge that you've completed the requirements below before proceeding.

- This submission has not been previously published, nor is it before another journal for consideration (or an explanation has been provided in Comments to the Editor).
- Download the manuscript formatting Template and Copyright from the journal website.
- The manuscript to be submitted should be prepared using the GEOMATE journal template.
- The text adheres to the stylistic and bibliographic requirements outlined in the paper template.

### Comments for the Editor

Rich text editor toolbar with icons for undo, redo, bold, italic, underline, link, unlink, list, code, image, and video. Below the toolbar is a large empty text area for entering comments.

- Yes, I agree to have my data collected and stored according to the [privacy statement](#).

Save and continue   Cancel

\* Denotes required field

## Submit an Article

1. Start   2. Upload Submission   3. Enter Metadata   4. Confirmation   5. Next Steps

### Files

Add File

Form 1-GEOMATE Journal Template ver-21.docx

Edit   Remove




▲ What kind of file is this? [Full Paper \(New\)](#) [Copyright](#) [Authors Info](#) [Revised Paper](#) [Page Proof Paper](#) [Other](#) [Other](#)

Save and continue   Cancel

## Submit an Article

1. Start   2. Upload Submission   3. Enter Metadata   4. Confirmation   5. Next Steps

**Files** Add File

 Form 1-GEOMATE Journal Template ver-21.docx	<b>Full Paper (New)</b>	Edit	Remove
 Form 2-GEOMATE Journal Copyright ver21.docx	<b>Copyright</b>	Edit	Remove
 Form 3-Authors information ver21.doc	<b>Authors Info</b>	Edit	Remove

Save and continue Cancel

1. Start   2. Upload Submission   3. Enter Metadata   4. Confirmation   5. Next Steps

Prefix


**Title \***

EFFECTS OF BASALT FIBER ON STRENGTH AND PERMEABILITY OF RHA TREATED EXPANSIVE SOILS



Examples: A, The

Subtitle

**Abstract \***



Please read all the information given in this Template carefully before starting typing. The paper must contain at least 8 Figures and/Tables. Please use Times New Roman 10 Font size. The paper title must be between 50 to 100 characters in length. The abstract must contain "Problem statement, Approach, Results, and Conclusions." The size of the abstract must be between 150 – 250 words. Please use this document as a template. The page limit is eight pages for ordinary paper and ten pages for keynote paper (an even number of pages is preferable). If the paper length exceeds the maximum limit or the final form is NOT according to this Template – it may NOT be published in the printed journal and online. The author must pay the publication charges with the Final Submission. Attach both DOC and PDF format during the final submission. Please double-check that ten font sizes

List of Contributors

**Add Contributor**

Name	E-mail	Role	Primary Contact	In Browse Lists
		Author	<input checked="" type="checkbox"/>	<input checked="" type="checkbox"/>

Additional Refinements

Keywords

Add additional information for your submission. Press 'enter' after each term.

Save and continue Cancel

## Submit an Article

1. Start   2. Upload Submission   3. Enter Metadata   4. Confirmation   5. Next Steps

Your submission has been uploaded and is ready to be sent. You may go back to review and adjust any of the information you have entered before continuing. When you are ready, click "Finish Submission".

[Finish Submission](#) [Cancel](#)

### Confirm

×

Are you sure you wish to submit this article to the journal?

[OK](#) [Cancel](#)

## Submit an Article

1. Start   2. Upload Submission   3. Enter Metadata   4. Confirmation   5. Next Steps

Your submission has been uploaded and is ready to be sent. You may go back to review and adjust any of the information you have entered before continuing. When you are ready, click "Finish Submission".

[Finish Submission](#) [Cancel](#)

## Submit an Article

1. Start   2. Upload Submission   3. Enter Metadata   4. Confirmation   5. Next Steps

### Submission complete

Thank you for your interest in publishing with GEOMATE Journal.

#### What Happens Next?

The journal has been notified of your submission, and you've been emailed a confirmation for your records. Once the editor has reviewed the submission, they will contact you.

For now, you can:

- [Review this submission](#)
- [Create a new submission](#)
- [Return to your dashboard](#)

## Submit an Article

1. Start   2. Upload Submission   3. Enter Metadata   4. Confirmation   5. Next Steps

### Section Policy

Section default policy

### Submission Requirements

You must read and acknowledge that you've completed the requirements below before proceeding.

- The submission has not been previously published, nor is it before another journal for consideration (or an explanation has been provided in Comments to the Editor).
- Download the manuscript formatting Template and Copyright from the journal website.
- The manuscript to be submitted should be prepared using the GEOMATE journal template.
- The text adheres to the stylistic and bibliographic requirements outlined in the paper template.

### Comments for the Editor

Rich text editor toolbar: Bold (B), Italic (I), Underline (U), Link, Unlink, Source, Undo, Redo, Image, Upload.

Revised Paper

Submit button (green circle)

- Yes, I agree to have my data collected and stored according to the [privacy statement](#).

Save and continue   Cancel

Workflow   Publication

Status: **Unscheduled**

Title & Abstract

Contributors

Metadata

Galleys

### List of Contributors


Name	E-mail	Role	Primary Contact	In Browse Lists
[REDACTED]		Author	<input checked="" type="checkbox"/>	<input checked="" type="checkbox"/>

## Submit an Article

1. Start   2. Upload Submission   3. Enter Metadata   4. Confirmation   5. Next Steps

### Files

Add File

 7510-Revised Paper.docx

Revised Paper

Edit

Remove

 Response to reviewer by Author.pdf

Response to Reviewers

Edit

Remove

Save and continue

Cancel

## Submit an Article

1. Start   2. Upload Submission   3. Enter Metadata   4. Confirmation   5. Next Steps

### Files

Add File

 [Redacted]

[Redacted]

Edit


Remove

 [Redacted]

[Redacted]

Edit

Remove

 7510-Page Proof.docx

Page Proof Paper

Edit

Remove

Save and continue

Cancel